



# Release Notes

v 2.0.15

Document Attributes

Attribute	Value
Application URL	<a href="https://portal.msphub.com/">https://portal.msphub.com/</a>
Owner	Sangeetha B
Owner Contact Information	<a href="mailto:sangeetha.b@readynetworks.com">sangeetha.b@readynetworks.com</a>

Change Log

The following table lists the change log of this document:

Change log Description	Approved By	Date
Document created	Nagabhushan GA	10 <sup>th</sup> Nov 2024

## Table of Contents

<b>Release Information .....</b>	<b>4</b>
<b>New Features/Enhancements .....</b>	<b>4</b>
<b>Rebranding Notice: MSP Hub Update .....</b>	<b>4</b>
<b>Dashboard .....</b>	<b>4</b>
<b>1. Enhanced Data Visualization with Apex Charts on Dashboard .....</b>	<b>4</b>
<b>Marketplace .....</b>	<b>5</b>
<b>1. Bundles Enhancement .....</b>	<b>5</b>
<b>a. Bundle - Edit Option for Unpurchased Bundles .....</b>	<b>5</b>
<b>b. Clone Option for Bundles .....</b>	<b>5</b>
<b>Customer Management .....</b>	<b>6</b>
<b>1. CSP Domain Segment Column Added to Customer Grid Page .....</b>	<b>6</b>
<b>2. Enhanced Fields in Customer Creation Form .....</b>	<b>6</b>

## Release Information

Customers and partners can find the release information for newly introduced features and enhancements to existing features.


## New Features/Enhancements

### Rebranding Notice: MSP Hub Update

We're excited to announce that our product has been rebranded as MSP Hub. As part of this update, the MSP Hub logo and name have been applied throughout the platform, replacing all previous mentions of "Six.One." Key areas affected by this rebranding include:

- Email Templates: All email communications now feature the new MSP Hub logo and name.
- Portals: The portal has been updated to reflect MSP Hub branding for a consistent user experience. (<https://portal.msphub.com/>)
- Documentation Site: The MSP Hub logo and name now appear across the documentation site, including updated screenshots and SecureSign references. (<https://docs.msphub.com/>)
- Invoices and PDFs: All generated invoices and PDFs now feature the MSP Hub branding.

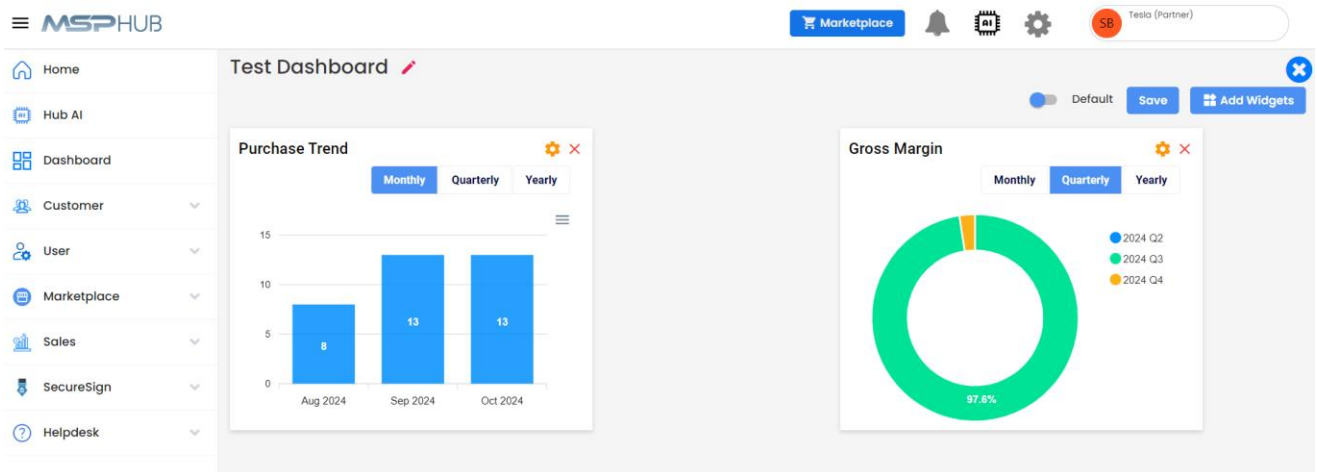
This update ensures a cohesive brand experience for our partners and customers. Please reach out if you have any questions about this transition. Thank you for your continued partnership.



## Dashboard

### 1. Enhanced Data Visualization with Apex Charts on Dashboard

Apex Charts have been integrated into the dashboard, offering enhanced graph options like bar, line, and area views. Users can now view precise data values, select date ranges, and adjust content display, improving data visualization and usability.



## Marketplace

We have enhanced the existing features and added a new feature related to Marketplace which goes as follows.

## 1. Bundles Enhancement

### a. Bundle - Edit Option for Unpurchased Bundles

An edit option has been introduced for bundles that have not yet been purchased. Users can now add or remove products, edit the bundle price, and adjust other details before completing the purchase, providing flexibility in finalizing bundle selections.

## Bundles

Create

Delete




Refresh

Export List

Active

Deleted

Deprecated

Title	Description	Segment	Term	Billing Frequency	Bundle Price	CreatedBy	Created On	
 Microsoft		Commercial	Monthly	Monthly	USD 557.00	Sangeetha B	10/29/2024 12:00	 

Page 1 of 1 (1 items)

<<

<

1

>

>>

10

items per page

### b. Clone Option for Bundles

A clone option has been introduced, allowing users to duplicate an existing bundle. When a bundle is cloned, the title and price fields are cleared and must be manually entered. Users can then edit additional details of the cloned bundle as needed before finalizing it.

Bundles

Create

Delete


Refresh

Export List

Active

Deleted

Deprecated

Title	Description	Segment	Term	Billing Frequency	Bundle Price	CreatedBy	Created On	
<input type="checkbox"/> Microsoft		Commercial	Monthly	Monthly	USD 557.00	Sangeetha B	10/29/2024 12...	

Page 1 of 1 (1 items)

<

1

>

10 items per page

## Customer Management

We have enhanced the existing features and added a new feature related to Customer Management which goes as follows.

### 1. CSP Domain Segment Column Added to Customer Grid Page

A CSP Domain segment column has been added to the customer grid page, allowing users to view CSP Domain information for each customer. This enhancement improves data visibility and load efficiency on the customer grid page.

Customers								
<a href="#">+ Create</a>	<a href="#">Refresh</a>	<a href="#">Export List</a>	<a href="#">Column Options</a>	Search here		<a href="#">All</a>	<a href="#">Deleted</a>	
Company	Sales Rep Name	Sales Rep Email	Sales Rep Phone Number	CSP Domain	Created On	Status		
News	NA	NA	NA	Ingersol.onmicrosoft.c...	8/26/2024 8:16:40 PM	Active		
Readynetworks LLC	akshath Partner	akshath.kandlur@read...	NA	RNI.onmicrosoft.com, c...	9/9/2024 3:35:58 PM	Active		
News1	NA	akshath.kandlur@read...	NA	NR1.onmicrosoft.com	9/9/2024 3:48:02 PM	Active		
News12	NA	NA	NA	NR12.onmicrosoft.com	9/9/2024 4:00:47 PM	Active		
Starlink	NA	NA	NA	NA	9/10/2024 11:36:39 AM	Active		
Surya Company	Surya p	surya.p@readynetwor...	NA	NA	10/9/2024 11:13:48 AM	Active		

Page 1 of 1 (6 items)

10 items per page

### 2. Enhanced Fields in Customer Creation Form

Additional enhancements have been made to certain fields in the customer creation form this sprint, further improving usability and clarity for partners.

Create Customer

Step 1 Company Info

Step 2 Contacts

Step 3 Microsoft Account

Step 4 Additional Info

Let's get started

Let's collect some information about the company's contacts and initial admin user for the account.

Company Information

Company Name \*

Customer Type \*

Country \*

Partner Subscription \*

What information will I be required to provide?

You will be prompted to provide the following information:

- The customer's physical & billing addresses.
- The names and email addresses of the company contact, billing contact, and account administrator.
- Information about the customer's existing Microsoft account, if any.
- The sales representatives assigned to support the customer.

For more information, please visit the MSP Hub Docs

Company Address

Address Line 1 \*

Address Line 2 (optional)

City \*

State \*

ZIP code \*

Please provide a valid ZIP code, and the state and city will be set accordingly.